



PathScope™ Consult | Practical

*PathScope Consult is optimized for Remote Consultations
Supports Intraoperative and Needle Biopsy Consults*



**FITS
YOUR
SCOPE!**

PathScope Consult Key Features

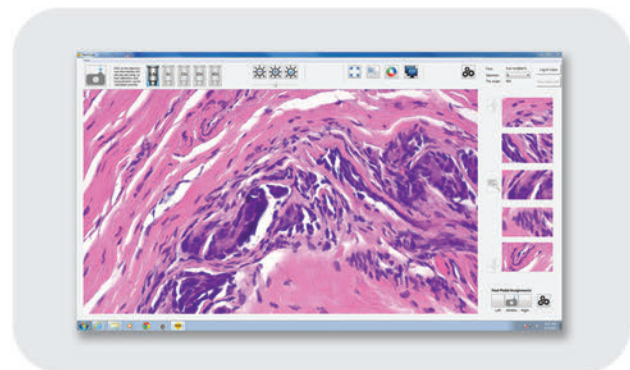
- One-Click Telepathology Connection
- Fully Interactive Meeting for All Attendees
- Secure Encrypted Data Stream
- One-Click Archive of Images
- Full 21.4 mm Field of View
- Parfocal with Eyepieces
- Live 4Mp Video
- Simple Pathology Interface
- Supports Your Microscope




Connection | One Click



Interface | Easy and Interactive



Field of View | See it all



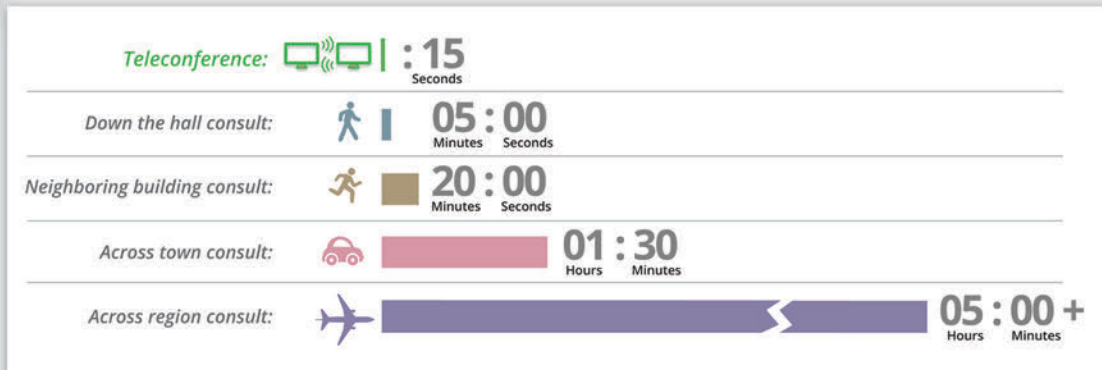
Data Stream | Secure



PathScope™ Consult | The Smart Choice

SAVE TIME!

Telepathology vs. Physical Travel



Increase Consults



Increasing intraoperative and needle biopsy adequacy consultations provide savings for the organization and the physician by eliminating unreimbursed secondary procedures and increasing patient satisfaction.

Pathologists and Pathologist Assistants benefit from the increased efficiency of providing their consults virtually, avoiding the unproductive trip otherwise required.

Affordable

PathScope-Consult breaks down the barriers to Telepathology by making it affordable enough to put on every desk and imaging workstation. PathScope-Consult is an order of magnitude less expensive to purchase operate and maintain than Whole Slide Scanners and previous generation conferencing systems.

PathScope is a practical tool that delivers the results you need at a price that fits your budget. The result is a return on investment that is in months rather than in years.




Easy to Implement



PathScope does not change your current workflow nor require additional personnel to manage it. PathScope installs onto your existing microscope and requires no special firewall breaches to disturb your IT department.

Within minutes of installation, Pathologists will be conversing with Surgeons, Radiologist and Subspecialty Pathologist ensuring the smooth continuation of your Lab's services.

Easy to Use



Connecting with your colleagues is as simple as selecting their name in the conferencing menu and your colleague's acceptance to the Join prompt. The meeting then provides a fully interactive environment sharing live video, captured images, documents, all with shared audio, cursor and annotation tools. One additional click saves your discussion images to the case file. PathScope's interactive conferencing ensures your communications are clear and concise, eliminating time and mistakes.

Solutions for Microscopy

- Frozen Section Consults
- Needle Biopsy Adequacy Consults
- Subspecialty Consults
- Remote Tumor Board Attendance



6540 Burroughs Avenue
Sterling Heights • MI • 48314-2133
phone: 586.731.6000 • fax: 586.731.6469
website: www.spotimaging.com

SPOT PathScope Consult