



PathStand™ | Practical

PathStand is a stand alone telepathology imaging workstation

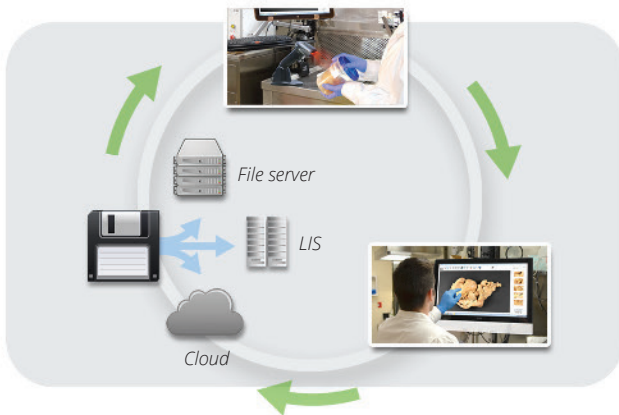


PathStand Key Features

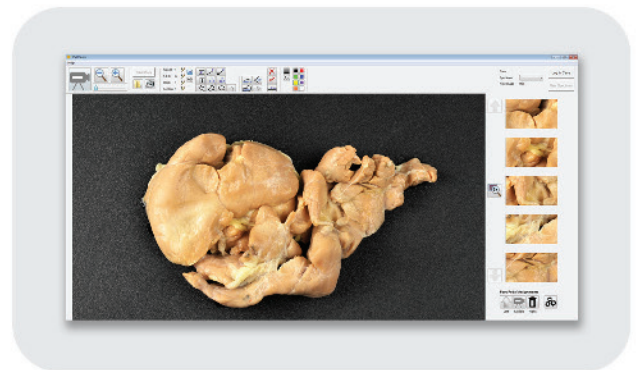
- 20 MP Image Capture
- 720p Live Video
- 34X zoom
- Metal Construction
- All-in-one Computer
- LED Lights
- Washable Keyboard and Mouse
- Bar Code Scanner
- Footswitch
- Floating position background board
- Imaging Glass
- Custom Color Backgrounds



Workflow | Save Time



Interface | Easy to Learn



Annotation | Automated Imprints



Telepathology | Made Routine



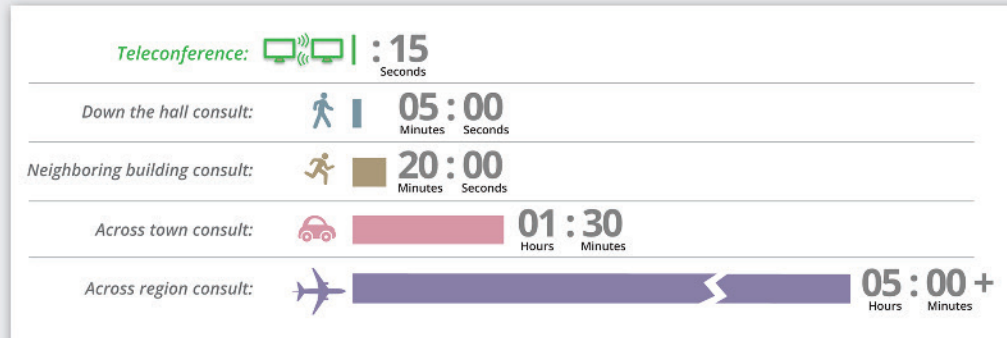
PathStand™ | The Smart Choice



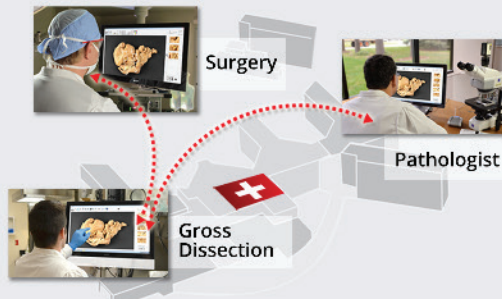
Routine Pathology Grossing Examination



Telepathology vs. Physical Travel



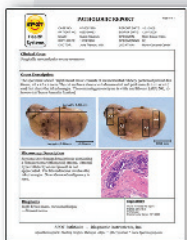
Routine Consults



PathSuite ensures a rich collaborative consult allowing colleagues to easily clarify orientation, discuss dissection and verify margins.

Easy to Implement

SPOT Imaging Solutions has developed turnkey solutions with configuration options to support your facility's unique hardware and software infrastructure. The result is quick installation and optimized performance.

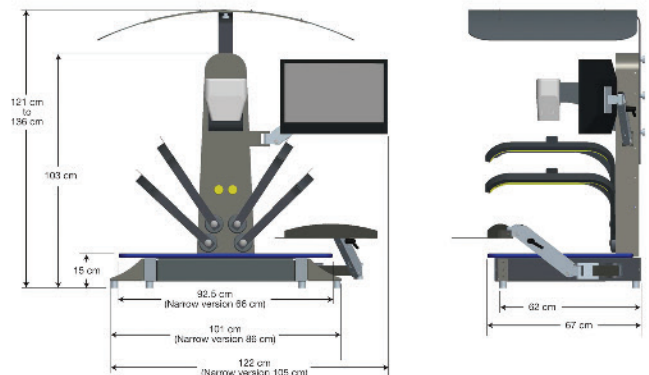


Professional Documentation

Professional documentation is the foundation of quality assurance and process improvement as well as the basis of how you are perceived by your patients, referring physicians and legal establishment.

Solutions for Grossing

- Routine Gross Dissection
- Frozen Section Consults
- Autopsy and ME Documentation
- Teaching and Training



6540 Burroughs Avenue
 Sterling Heights • MI • 48314-2133
 phone: 586.731.6000 • fax: 586.731.6469
 website: www.spotimaging.com
 SPOT PathStand Practical

Call SPOT Imaging Solutions for expert advice on how you can transform your pathology environment with digital imaging and telepathology