



PathStation™ | G20

20Mp • 720p HDV

PathStation is a "In-hood" telepathology imaging workstation

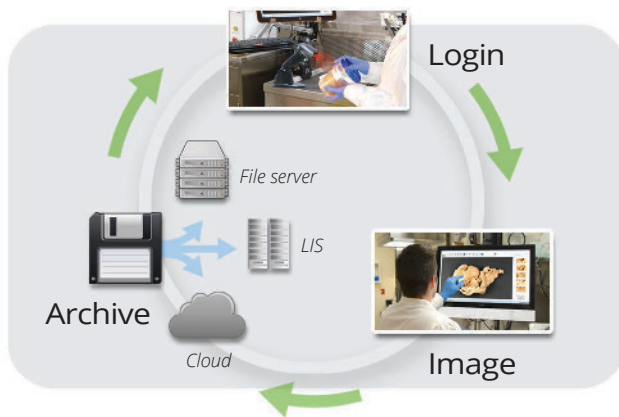


PathStation Key Features

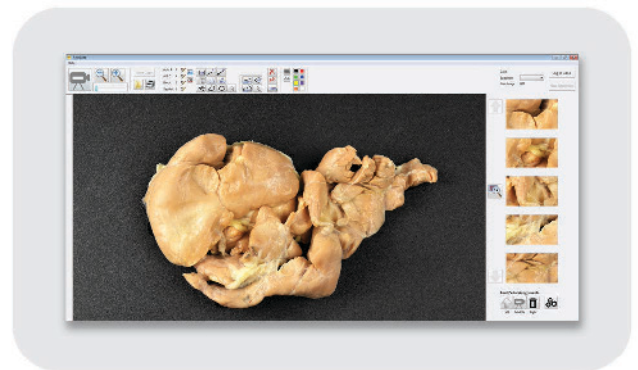
- 20 MP Image Capture
- Great HD Video
- 8.33X Optical zoom
4X Digital zoom
- 34" x 28" Max FoV
- 0.50" x 0.38" Min FoV
- Auto Calibration
- Small Package
- Supports Your Workstation
- Foot Pedal Camera Control
- Auto Focus
- Auto Exposure
- Bar Code Auto Login
- One-Click Archive
- One-Click Telepathology Connection
- Pathology Optimized Interface
- Easy Clean Design
- Washable Keyboard and Mouse



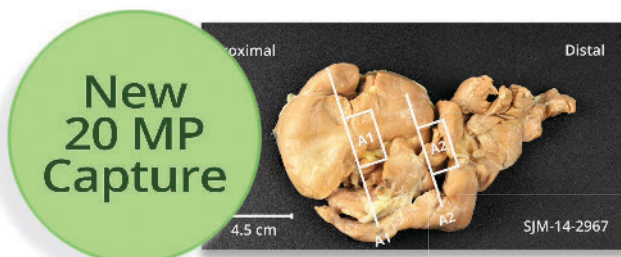
Workflow | Save Time



Interface | Easy to Learn



Annotation | Automated Imprints



Telepathology | Made Routine



30 fps, 720p HD

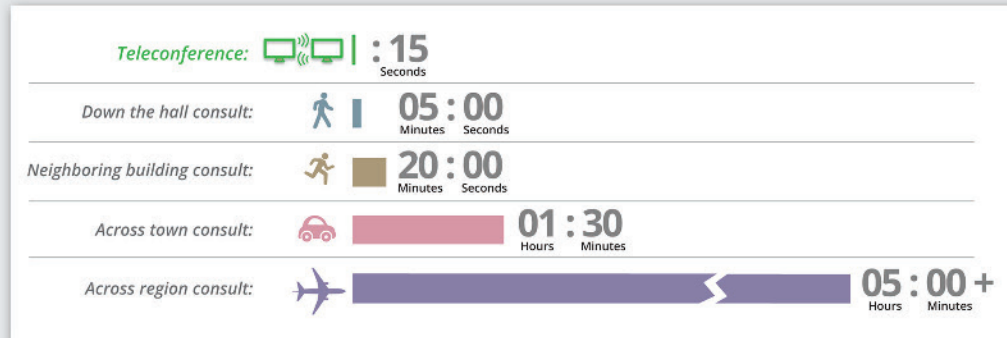
PathStation™ | The Smart Choice



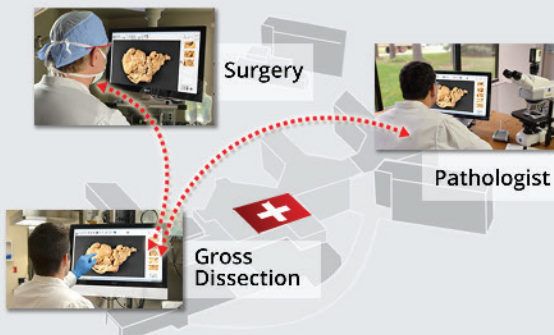
Routine Pathology Grossing Examination



Telepathology vs. Physical Travel



Routine Consults



PathSuite ensures a rich collaborative consult allowing colleagues to easily clarify orientation, discuss dissection and verify margins.

Solutions for Grossing

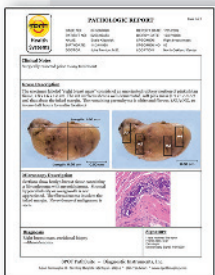
- Routine Gross Dissection
- Frozen Section Consults
- Autopsy and ME Documentation
- Teaching and Training

Easy to Implement

SPOT Imaging Solutions has developed turnkey solutions with configuration options to support your facility's unique hardware and software infrastructure. The result is quick installation and optimized performance.



Professional Documentation



Professional documentation is the foundation of quality assurance and process improvement as well as the basis of how you are perceived by your patients, referring physicians and legal establishment.



6540 Burroughs Avenue
Sterling Heights • MI • 48314-2133
phone: 586.731.6000 • fax: 586.731.6469
website: www.spotimaging.com
SPOT PathStation Practical

Call SPOT Imaging Solutions for expert advice on how you can transform your pathology environment with digital imaging and telepathology