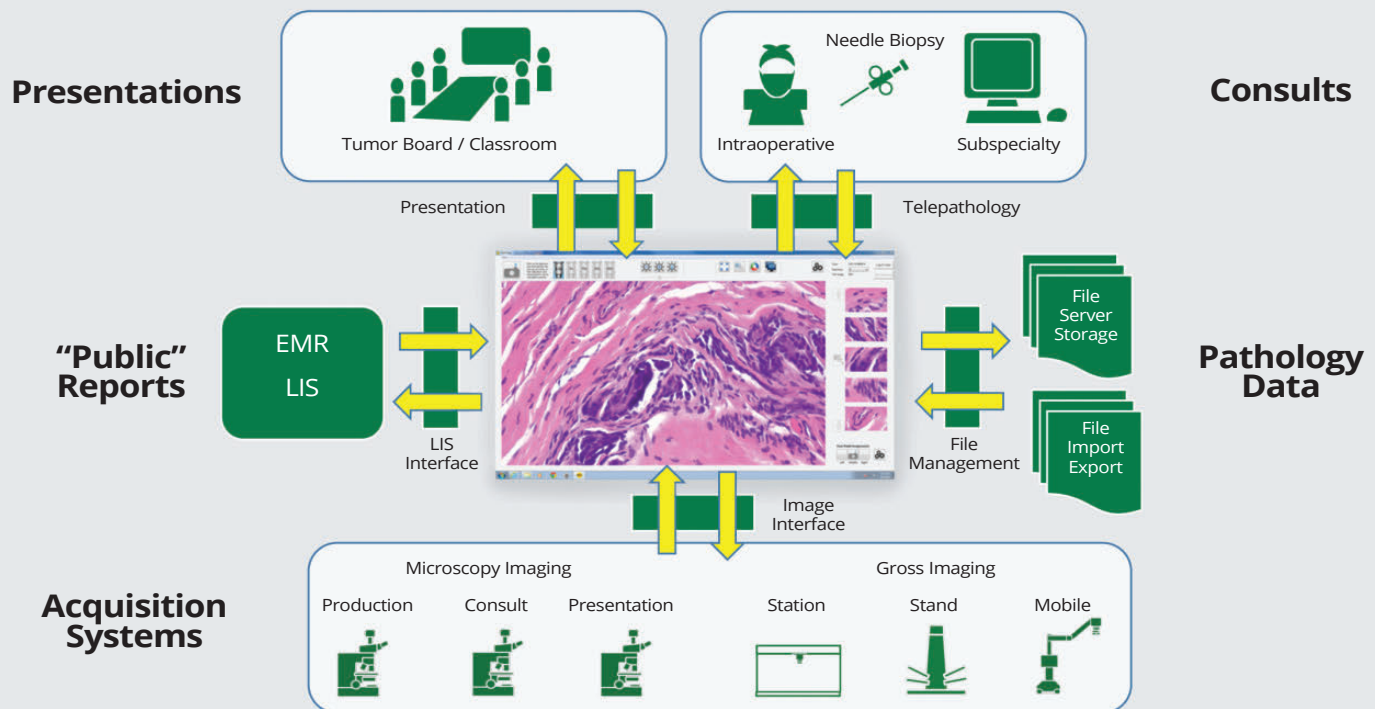




# Anatomic Pathology Imaging Environment

SPOT provides a cost effective pathology work environment that brings certainty to your decisions while saving you time and getting you home on schedule. We achieve this by supporting each of the pathology work tasks with hardware and software that is optimized for your work flow.

## SPOT Pathology Environment



## SPOT Systems | Value

- Increased needle biopsy and intraoperative consult reimbursements.
- Streamlined workflows for gross tissue mapping, microscopic examination and tumor board presentations.
- Enhanced professionalism from superior quality images in your reports, publications and telepathology conferences.
- Enhanced collaboration from easy-to-use, interactive telepathology interfaces.
- Uptime assurance provided by modular plug and play components supported by in-field and on-line support staff.
- Scalable from stand-alone instruments to fully integrated and interconnected enterprise solutions.

*SPOT provides your Anatomic Pathology Lab an imaging environment designed for productivity.*

# SPOT Systems | The Smart Choice

**SAVE  
TIME!**

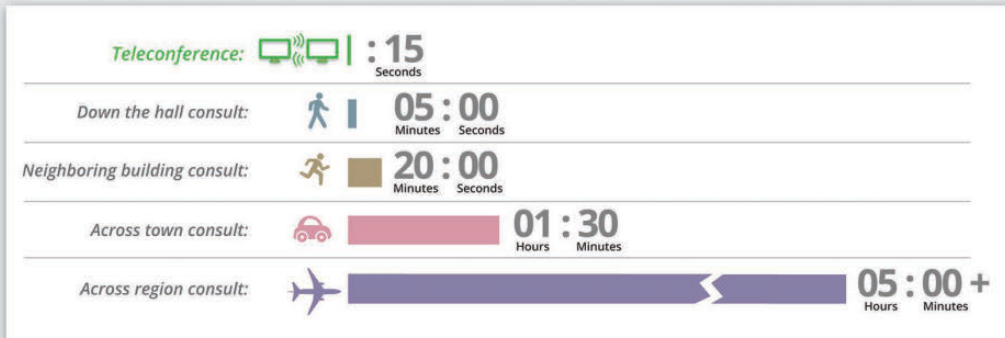
## Routine Pathology Grossing Examination

Saved per Case: 10 Min x 12 Cases per Day = 2 Hrs or 520 Hrs Saved per Year

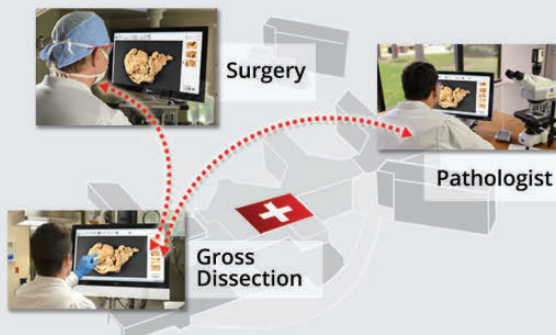
## Routine Pathology Slide Examination

Saved per Case: 2 Min x 60 Cases per Day = 2 Hrs or 504 Hrs Saved per Year

## Telepathology vs. Physical Travel

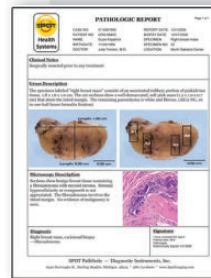


## Routine Consults



PathSuite ensures a rich collaborative consult allowing colleagues to easily clarify orientation, discuss dissection and verify margins.

## Professional Documentation



Professional documentation is the foundation of quality assurance and process improvement, as well as the basis of how you are perceived by your patients, referring physicians and legal establishment.

## Increase Consults



Increasing intraoperative and needle biopsy adequacy consultations provide savings for the organization and the physician by eliminating unreimbursed secondary procedures and increasing patient satisfaction. Pathologists and Pathologist Assistants benefit from the increased efficiency of providing their consults virtually, avoiding the unproductive trip otherwise required.

## Easy to Implement

SPOT Imaging has developed turnkey solutions with configuration options to support your facility's unique hardware and software infrastructure. The result is quick installation and optimized performance.



6540 Burroughs Avenue  
Sterling Heights • MI • 48314-2133  
phone: 586.731.6000 • fax: 586.731.6469  
website: [www.spotimaging.com](http://www.spotimaging.com)  
SPOT Anatomic Pathology

*Call SPOT Imaging for expert advice on how you can transform your pathology environment with digital imaging and telepathology.*