



PATHARCHIV™

Powered by Lab Improvements

The Next Step in File Room Management

Automated Digital Block and Slide Storage:

- Eliminates Sample Losses from Typos and Misfiling
- Frees-Up Staff Time Required to Manage File Room
- Tracks Samples In-Archive and During Loan-Out
- 2.3 X the Slide Density of Competing Systems
- Uses Standard Sized Storage Format Containers



PathArchiv-B
Block Filing



PathArchiv-S
Slide Filing



PATHARCHIV™

Powered by Lab Improvements

Addressing the Issue

Homegrown File Room Management

Lab managers have valiantly built home grown file room management systems, first using paper and now using electronic spreadsheets. In both cases, the weak link is the manual recording, handling and filing of samples. With the annual number of samples processed, combined with the mean human error rate, it is no surprise that the file room deals with missing samples on a regular basis.



PathArchiv-S
Slide Filing



PathArchiv-B
Block Filing

6 Essential Principles with PathArchiv

A New Era: Automated File Room Management

PathArchiv was designed with direct input from lab managers and file room personnel to eliminate manual labor - the root cause of missing and lost samples.

Principle
1

Eliminate typing and transferring of sample UID's into the recording system – the system automatically reads the existing barcode for the sample it is currently handling

Principle
2

Robotically place or select the location in the storage magazine associated with the barcode read

Principle
3

Automatically update the database with the sample UID and its location

Principle
4

Track loans to a contact and for a set amount of time and provide a recall list for overdue samples

Principle
5

Eliminate manual refiling of samples, the system refiles them with the current filing workflow

Principle
6

Maintain storage density and use existing storage shelving

Staff Time Savings with PathArchiv

The automated workflow reduces the amount of personnel time needed to handle, record and manage the samples in the archive. PathArchiv puts the data at your fingertips. With a few clicks samples can be traced by case, loan status, location or age, freeing up personnel to perform higher skilled work tasks.

Still many labs brace themselves and wonder what the cost will be to overhaul their existing shelving and storage container systems. This was a concern from the start for the consulting lab team. SPOT Imaging designed the system from the ground up to maintain standard storage formats and densities, ensuring an efficient and cost effective transition to the **PathArchiv File Room Management System**.



PATHARCHIV™

Powered by Lab Improvements

PathArchiv-B Paraffin Block Workflow

The PathArchiv-B workflow starts at microtomy where the blocks are placed into the standard format block magazines. Each magazine holds 50 standard blocks (2 rows of 25). Each magazine is labeled with a barcode. Then the magazine is loaded into the PathArchiv where each cassette's barcode along with its position in the magazine is recorded in the PathArchiv Database.

Scanned magazines are then loaded into labeled storage boxes which are also scanned to record the box used and storage location.

PathArchiv-S Slide Workflow

The PathArchiv-S workflow starts with the collection of slides from the case folders which are then loaded into one of the 2 input slots. Each slide is picked up, the label is scanned and the slide put into a labeled magazine. The slide barcode identifier and its position in the magazine are recorded in the PathArchiv database.

Scanned magazines are then loaded into labeled storage boxes which are also scanned to record the box used and storage location.

Streamline Workflow



Frees-Up Staff Time!*
Required to Manage File Room

PathArchiv-B Block Filing

*PathArchiv Facts:

PathArchiv ROI studies demonstrate the amount of time saved by file staff. In one case, the team was using the full time of four personnel to process and maintain the sample file room. After implementing PathArchiv staffing was reduced to one person for half their day.

Contact us to run your team's statistics through our ROI calculator to see the time your staff could save.

Eliminates Sample Losses
from Typos and Misfiling



PathArchiv-S Slide Filing

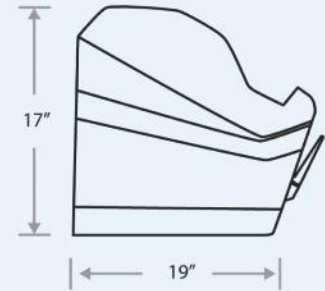
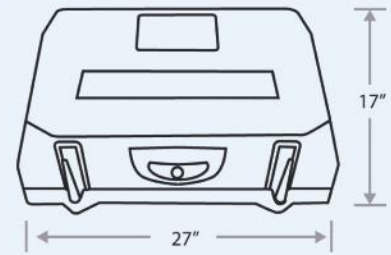
PathArchiv™ Specifications

	PathArchiv-S	PathArchiv-B
Computer OS	Win 10 Pro	Win 10 Pro
USB 3.0 Ports	2	2
LAN Port	1	1
Keyboard and Mouse	Standard Wireless	Standard Wireless
Handheld Barcode Reader	Optional	Optional
Display		
Touch Screen	Full color LCD	Full color LCD
Power / Environment		
Current	1.0 amp	1.0 amp
Power Supply	120-240 VAC	120-240 VAC
Frequency	50/60 Hz	50/60 Hz
Operating Temperature	+5- +30°c	+5- +30°c
Certifications	CE, FCC Class A, RoHS CSA/UL Electrical Certification	CE, FCC Class A, RoHS CSA/UL Electrical Certification
Instrument Size		
Height	17" H (431.8 mm)	17.5" H (444.5 mm)
Width	27" W (685.8 mm)	10.75" W (273.05 mm)
Depth	19" D (482.6 mm)	22.5" D (571.5 mm)
Weight		
Instrument	52 lb	34 lb
Sample Size Capacity		
Standard Slide Size	25.6 mm x 76.4 mm	
Standard Block Cassette Size		28.5 mm x 41 mm
Sample Processing and Storage		
Samples per Instrument	200	50
Samples per Magazine	200	50
Magazines per Storage Box	8	8
Samples per Storage Box	1,600	400
Storage Box Size	12" W (304.8 mm) 12" D (304.8 mm) 4" H (101.6 mm)	12" W (304.8 mm) 12" D (304.8 mm) 4" H (101.6 mm)
Magazine Size	2-5/8" W (66.675 mm) 5-5/8" D (142.875 mm) 3-1/8" H (79.375 mm)	2-5/8" W (66.675 mm) 11-1/8" D (282.575 mm) 1-1/4" H (31.75 mm)
Sample Processing Rate (Samples per Hour)		
	240 Slides/hr	1500 Blocks/hr

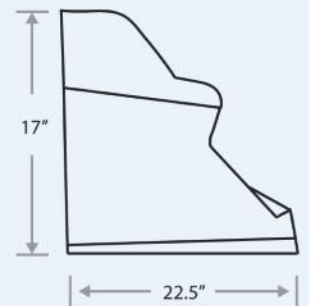
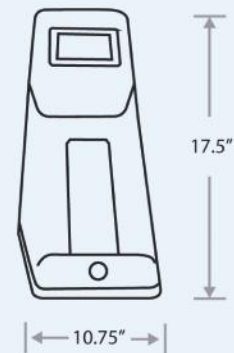
Included:

PathArchiv-S, PathArchiv-B, SlideTrack, PrintArchiv, PathNAS, PathConnect, Slide-Magazine (consumable), Block-Magazine (consumable), Storage Box (consumable)

PathArchiv-S Slide Filing



PathArchiv-B Block Filing



6540 Burroughs • Sterling Heights • MI • 48314-2133

Phone: 586.731.6000 • Fax: 586.731.6000

Website: www.spotimaging.com

PathArchiv is a trademark of SPOT Imaging (Diagnostic Instruments, Inc.)

PathArchiv Spec Sheet