



# CytoXpress™

## Telepathology Consult Solutions




REMOTE ROSE & INTRAOPERATIVE  
CONSULT WORKSTATIONS

# CytoXpress™ | Portable Cytopathology Imaging Workstations

**Portable cytopathology imaging workstation speeds ROSE consults and eliminates unprofitable in-person consults.**

CytoXpress™ enables cytopathologists to meet the growing demand for FNA/EBUS ROSE consults, establishing a telepathology link in less than 5 minutes. Reimbursement rates are restored, while long work hours are cut, allowing procedure doctors and hospitals to work at full capacity.




**SPOT CytoXpress** alleviates the time demands for ROSE consults, allowing the cytopathologist to continue their duties until the very moment they are needed for a telepathology consult.

**Benefits include:**



## Telepathology – Supported ROSE Pays for Itself

Solving the Issue of Available Time and Cytology Reimbursement: In-person, on-site delivery of ROSE consults results and a reimbursement rate of \$42/hr or lower, far below the average sign-out rate of \$556/hr. It is estimated that telepathology delivered ROSE consults run at a rate of \$816/hr, easily outperforming sign-out and making the procedure a valuable addition to Cytology practices. The capture of this revenue can pay for the CytoXpress systems.



### Captured Reimbursement

6/day x \$130 avg/FNA ROSE x 5 days /week x 50 weeks/year = **\$195,000**  
(Cytologist time = 6 x 5 min = 30 min/day)

# CytoXpress™ | Portable Imaging Workstation

## Choose Your Imaging Setup

CytoXpress systems provide a choice of imaging systems. Select the system to match the requirements for each of your procedure locations

Ergonomic Computer Arm

LED Work Light

Abatement Hood

BioSafe™ Drying Drawer

Pull Out Shelf

Stain Hiding Black Top


Sturdy Stainless Steel Handle

Motorized Adjustable Height

Safe-LiFe Tech Lithium Ion Battery

Lockable Storage Cabinet

Premium 3-Way Casters



FROM 34"  
TO 60" HIGH



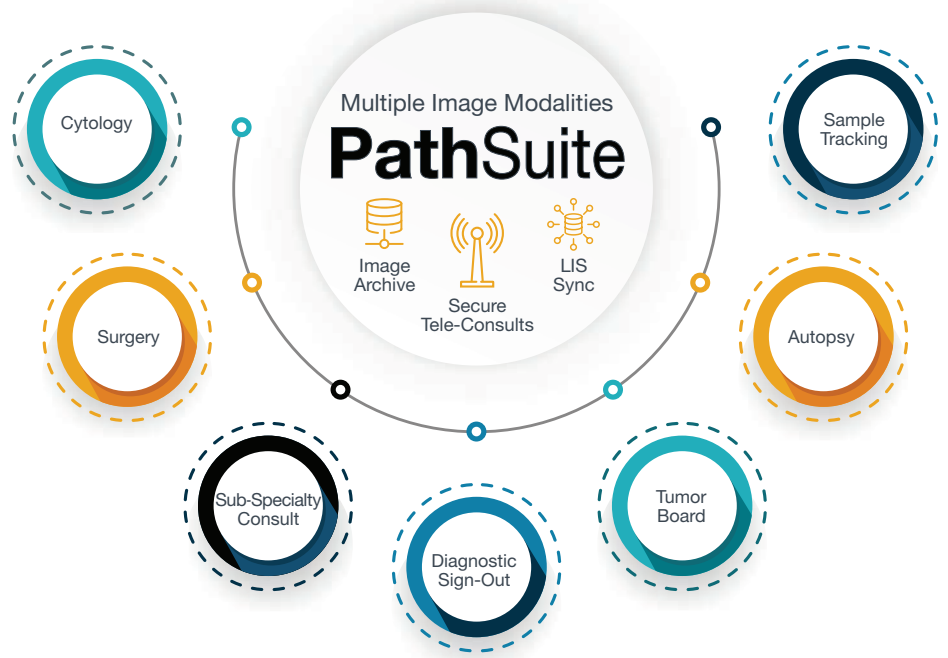
# The Standard for Pathology Imaging

## Helping pathology partners develop roadmaps

- Professional images from streamlined workflows
- Shared central image archive
- Secure telepathology interface
- Synchronized LIS connectivity

## Based on the principles of:

- Practical, budget positive solutions that pay for themselves
- Integrated, stepwise implementation
- Fitting your existing infrastructure of equipment and software
- Solid performance 55+ years of problem-solving experience



## SPOT Imaging's Partners



QR to SPOT products



6540 Burroughs Avenue • Sterling Heights • MI • 48314-2133  
586.731.6000 • toll free (US) 1-866-604-SPOT • [spotimaging.com](http://spotimaging.com) • [info@spotimaging.com](mailto:info@spotimaging.com)