

The Standard for Pathology Imaging

Helping pathology partners develop roadmaps

- Professional images from streamlined workflows
- Shared central image archive
- Secure telepathology interface
- Synchronized LIS connectivity



Based on the principles of:

- Practical, budget positive solutions that pay for themselves
- Integrated, stepwise implementation
- Fits your existing equipment with software infrastructure
- Solid performance with 55+ years of problem-solving experience

SPOT Imaging's Partners



QR to SPOT products



6540 Burroughs Avenue • Sterling Heights • MI • 48314-2133
 586.731.6000 • toll free (US) 1-866-604-SPOT • spotimaging.com • info@spotimaging.com

CX_BRO 10.2024



CytoXpress™ Telepathology Consult Solutions

CytoXpress™ | Portable Cytopathology Imaging Workstations

Speeds ROSE consults and eliminates unprofitable in-person consults.

CytoXpress™ enables cytopathologists to meet the growing demand for FNA/EBUS ROSE consults, establishing a telepathology link in less than 5 minutes. Reimbursement rates are restored, while long work hours are cut, allowing procedure doctors and hospitals to work at full capacity.



SPOT CytoXpress alleviates the time demands for ROSE consults, allowing the cytopathologist to continue their duties until the very moment they are needed for a telepathology consult.

Benefits include:

Eliminates travel time, allowing Cytologists and Cytotechnologists additional productive time signing out cases

Increases patient satisfaction by eliminating the need for patient travel to main hospital for ROSE supported procedures

Lean Workflow Benefits

Reduces cost and increases capacity, by increasing the number of ROSE supported procedures and reducing the the number of unreimbursed repeat procedures.

Increase of \$1.25M to \$6.25M annually with the addition of 1 to 5 more procedures per day

Telepathology-Supported ROSE Pays for Itself

In-person, on-site delivery of ROSE consults results in a reimbursement rate of only \$42/hr, far below the average sign-out rate of \$556/hr. It is estimated that telepathology-delivered ROSE consults run at a rate of \$816/hr, easily outperforming sign-out and making the procedure a valuable addition to Cytology practices. This increased efficiency pays for the **CytoXpress** systems, while increasing reimbursement capture.



Captured Reimbursement

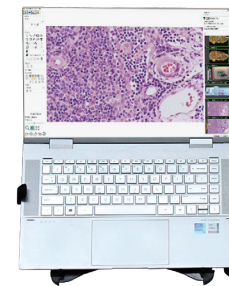
6/day x \$130 avg/FNA ROSE x 5 days /week x 50 weeks/year = **\$195,000**
(Cytologist time = 6 x 5 min = 30 min/day)

CytoXpress™ | Portable Imaging Workstation

Desktop installations as well as portable cart setups. **CytoXpress Cart** has been developed in close cooperation with our partner labs and provides key features valued by cytology teams. From the simple desktop ridge to keep pens from rolling off to the motorized adjustable height control, key features make a long day in the procedure rooms comfortable. The **CytoXpress Cart** has been designed by Cytology teams for Cytology teams.


Choice of Imaging System

- Remote Observation
- Full Remote Control



Ergonomic Computer Arm

Sturdy Stainless Steel Handle



FROM 34" TO 60" HIGH

LED Work Light

Abatement Hood

BioSafe™ Drying Drawer

Pull-Out Shelf

Stain-Hiding Black Top

Motorized Adjustable Height

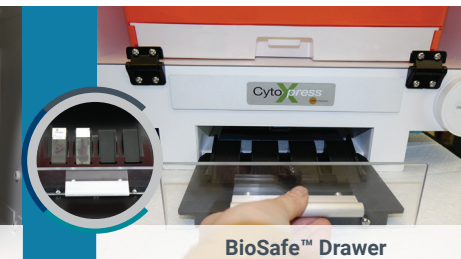
Safe-LiFe Tech Lithium Ion Battery

Lockable Storage Cabinet

Premium 3-Way Casters



Battery Operation



BioSafe™ Drawer



Premium 3-Way Casters



Fume Hood